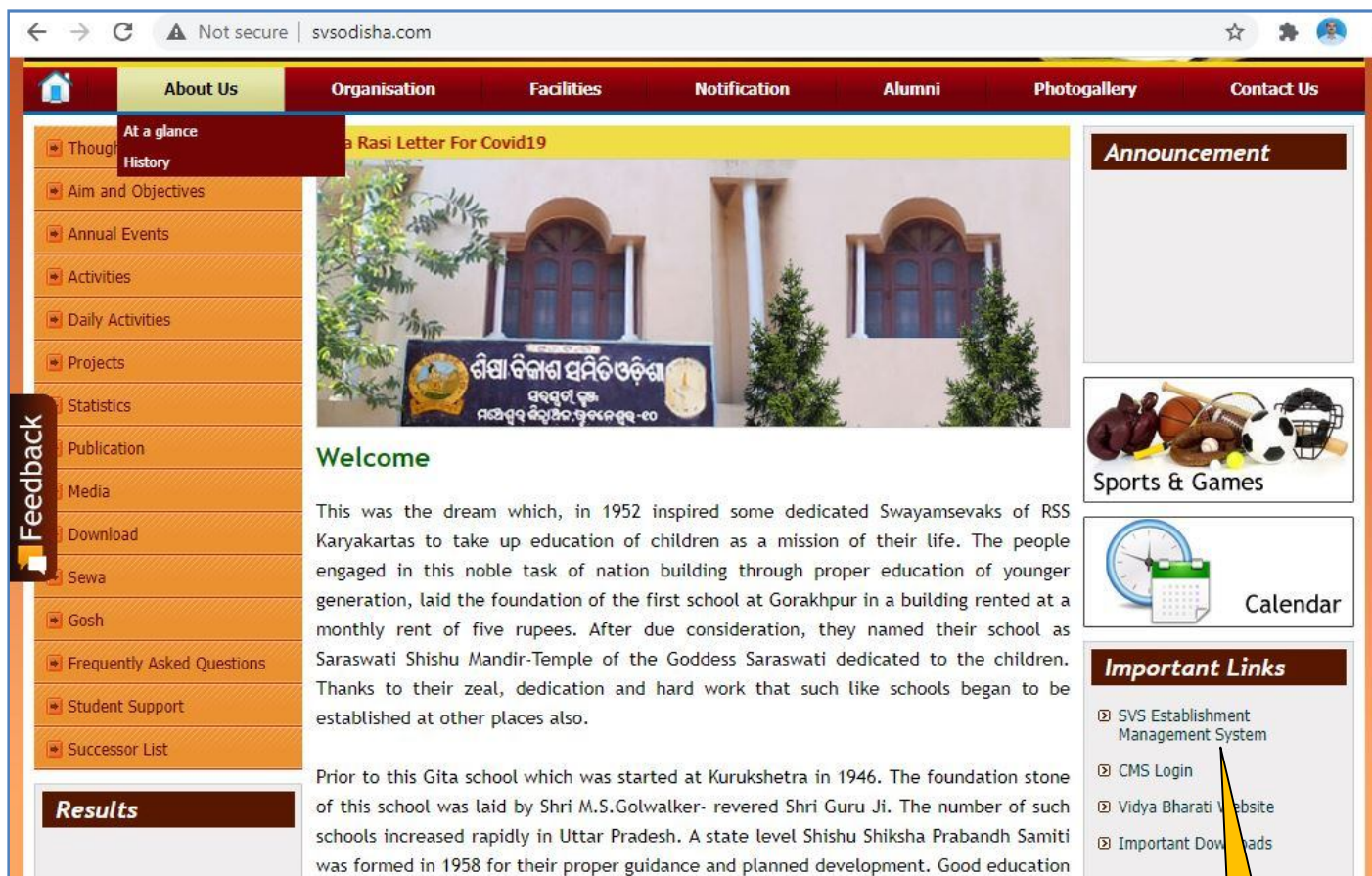


Step By Step Help Manual for Online Registration for Pradeshika Medha & Ganita Pratibha & Payment to Pranta Office Online

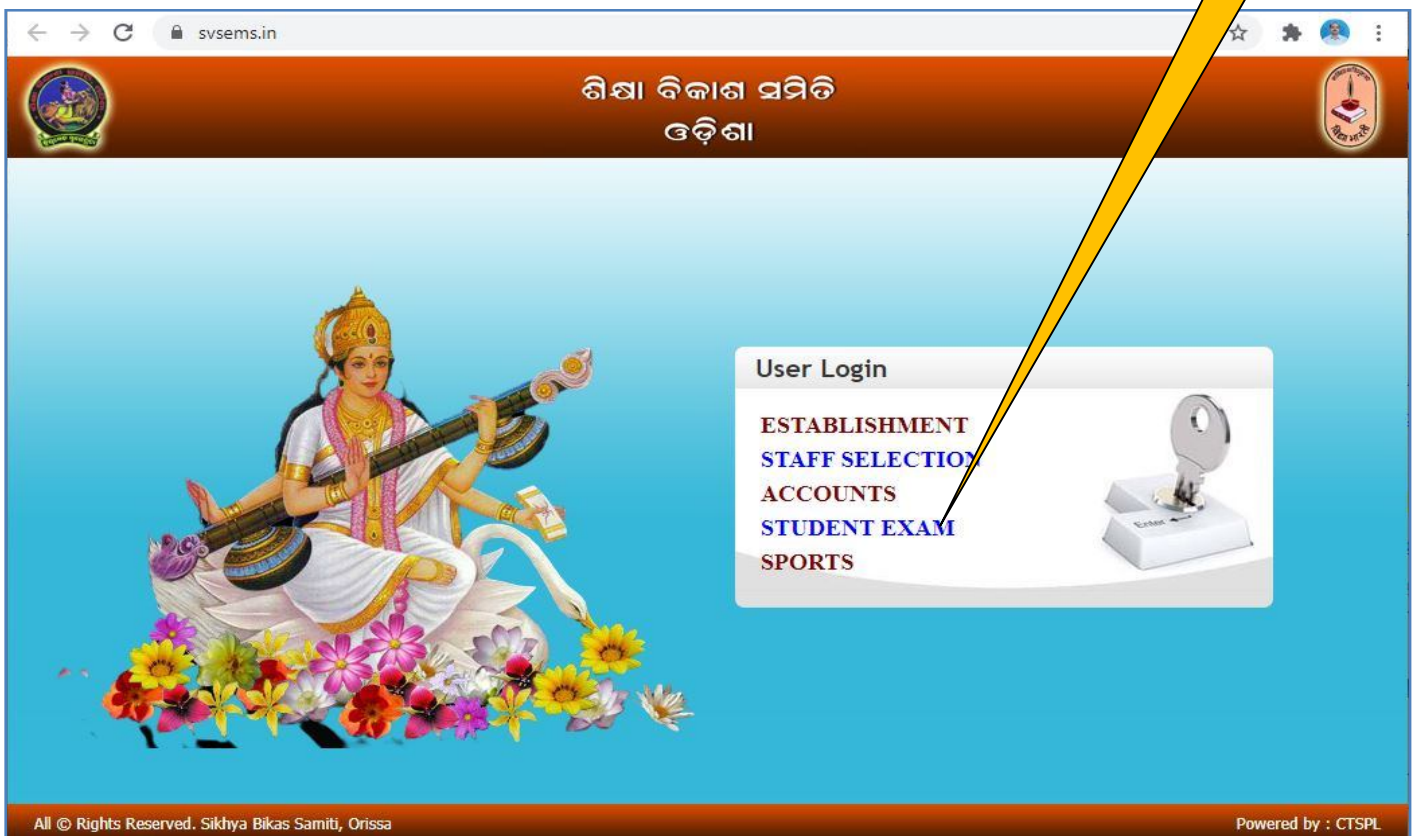
1. Open Shiksha Vikash Samiti, Odisha Website (<http://www.svsodisha.com>) in any browser like Google Chrome. You will get following screen displayed:-



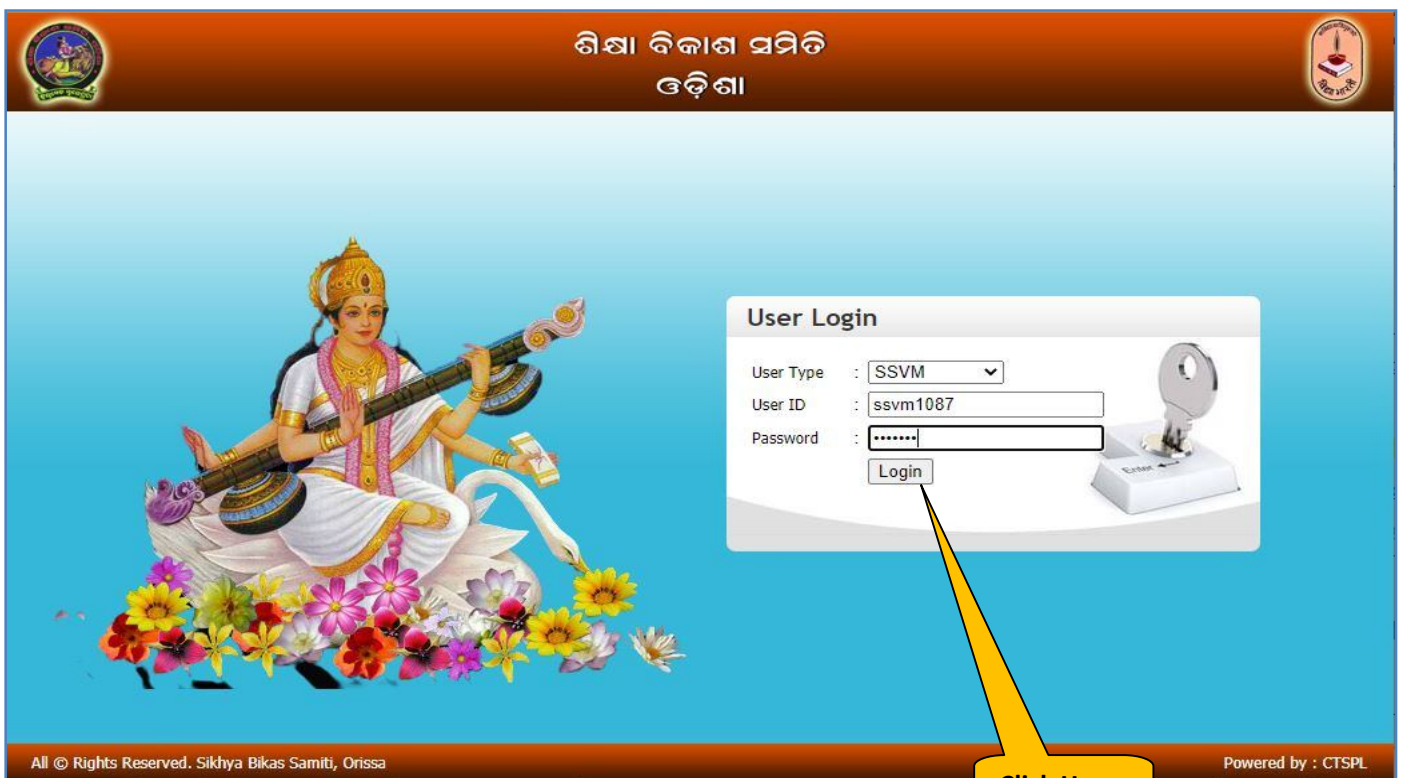
2. Scroll down to Important Links section and click on **SVS Establishment Management System** You will get following screen displayed with different options for SVS Establishment Management System:-

3. In SVS Establishment Management System Screen click on **STUDENT EXAM** Module
(Or you can directly access from this link:- <https://www.svsems.in/>)

Click Here



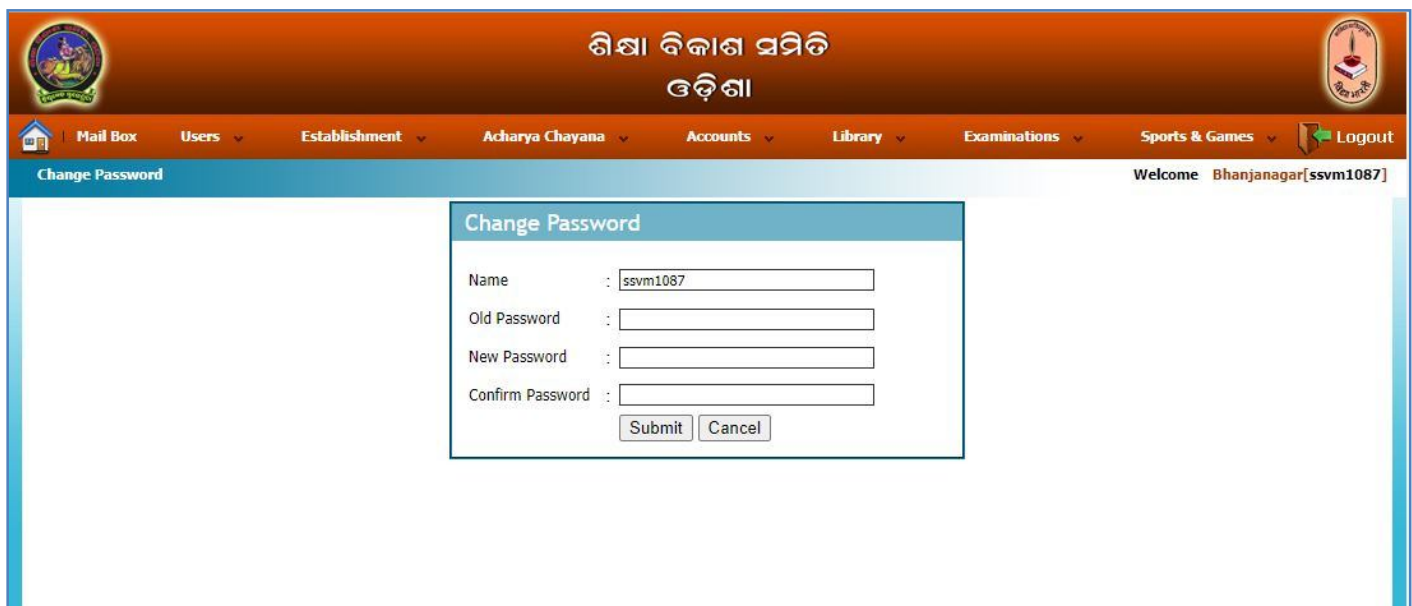
4. Now you will be represented with SVS EMS Login Screen as follows:-



Click Here

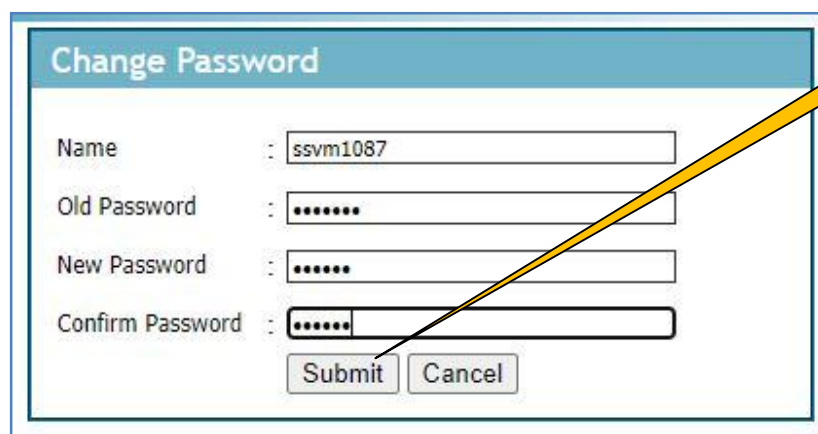
In User Login section select User Type as **SSVM**. Enter your school **User ID** and respective **Password** and click on **Login** Button.

5. You will be prompted for Change Password if you have not changed your default password yet.



The screenshot shows a web application interface with a header in Odia. The header includes a logo on the left, the text 'ଶିକ୍ଷା ବିକାଶ ସମିତି ଓଡ଼ିଶା' (Shiksha Vikash Samiti Odisha) in the center, and another logo on the right. Below the header is a navigation bar with links: Mail Box, Users, Establishment, Acharya Chayana, Accounts, Library, Examinations, Sports & Games, and Logout. The main content area is titled 'Change Password' and contains a form with the following fields: Name (filled with 'ssvm1087'), Old Password, New Password, and Confirm Password. There are 'Submit' and 'Cancel' buttons at the bottom of the form. A welcome message 'Welcome Bhanjanagar[ssvm1087]' is visible in the top right corner of the main area.

Enter the details for changing the password as mentioned in the following screen and click on **Submit** button the default password will be modified.



This is a close-up of the 'Change Password' form. The fields are: Name (ssvm1087), Old Password (masked with dots), New Password (masked with dots), and Confirm Password (masked with dots). The 'Submit' and 'Cancel' buttons are at the bottom. A yellow arrow points from a yellow box labeled 'Click Here' to the 'Submit' button.

6. Now you will get Establishment Management System Home Page as follows:-



7. For Student Registration (Scholarship Exam):-

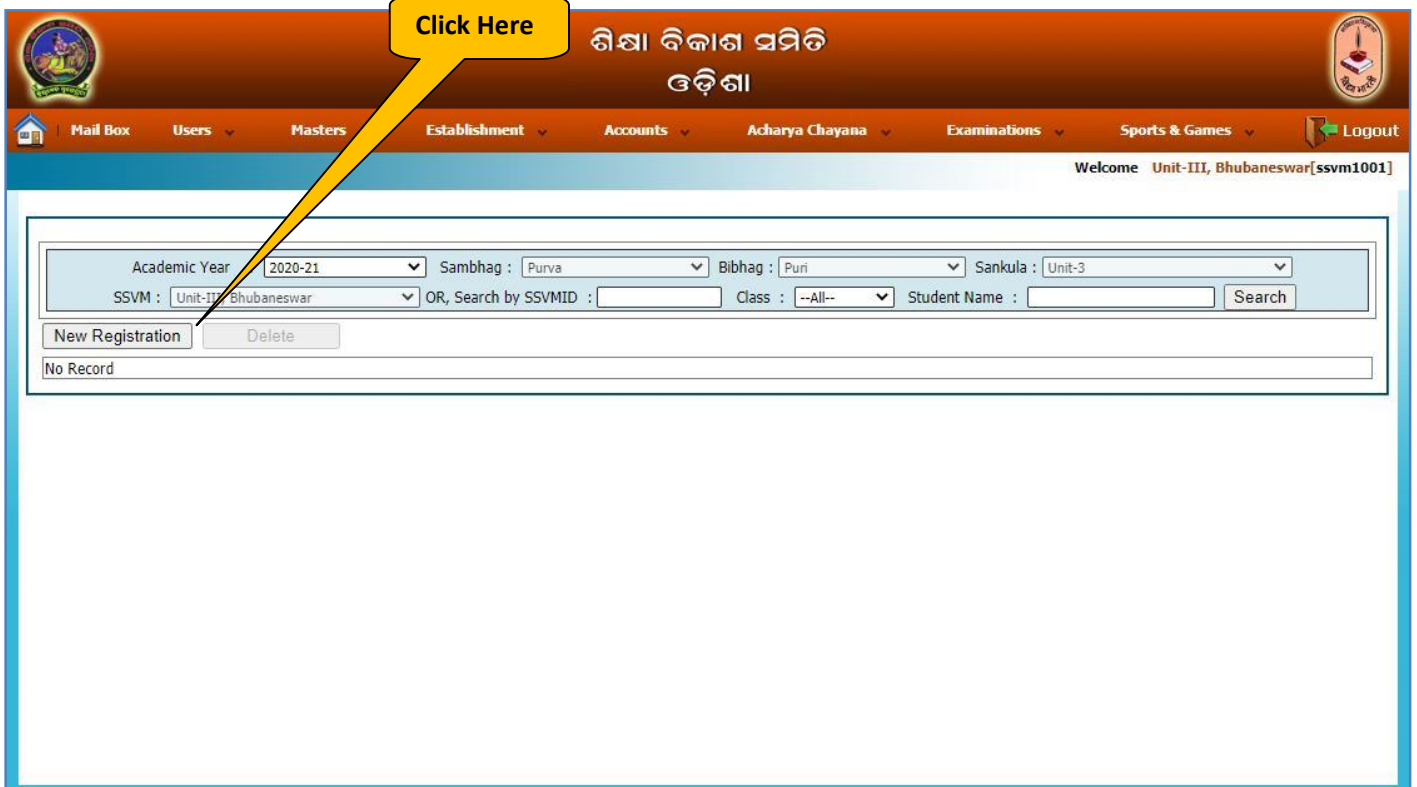
Select the Menu :- **Examination** → **Student Scholarship** → **Student Registration**

As shown below:-

Click Here



8. Now you will get following screen. Click on **New Registration**



Click Here

ଶିକ୍ଷା ବିକାଶ ପ୍ରତି
ଉଦ୍ଦିଷ୍ଟ

Mail Box Users Masters Establishment Accounts Acharya Chayana Examinations Sports & Games Logout

Welcome Unit-III, Bhubaneswar[ssvm1001]

Academic Year : 2020-21 Sambhag : Purva Bibhag : Puri Sankula : Unit-3
 SSVM : Unit-III, Bhubaneswar OR, Search by SSVMID : Class : --All-- Student Name : Search

New Registration Delete

No Record

9. You will be displayed with Student Registration screen as follows. Fill the registration details as shown in the following screen and click on **Save & Add New** button.

SSVMID : 1001 Set SSVM for Admission Unit-III, Bhubaneswar

Admission Details

☒ PRADESHIKA MEDHA ☒ SRI BHARATIKRUSHNA GANITA PRATIBHA

Academic Year : 2021-22
 Student Name : Santosh Kumar Sahoo
 Reading Class : IX
 Date Of Birth : 09-09-2006 AM 26
 Gender : ☒ Male ☐ Female
 Religion : Hindu
 Category : OBC
 Locality : Rural(Gramina)
 Father's Name : Raghunath Sahoo
 Mother's Name : Malati Sahoo
 Upload Photo : Choose File stud1.jpg
 Upload Signature : Choose File Sign.jpg

Resolution: 132px (Width) X 170px (Height) & Size less than 100KB
 Resolution: 208px (Width) X 57px (Height) & Size less than 50KB

Save & Add New Save & Go to list Back

Click Here

The Registration List can be viewed in the List page as shown below:-

Academic Year : 2020-21 Sambhag : Purva Bibhag : Puri Sankula : Unit-3 SSVM : Unit-III, Bhubaneswar OR, Search by SSVMID : Class : --All-- Student Name : Search							
New Registration		Delete		Total Number of Student: 2			
Action	SSVM	Student Name	Class	Gender	Date Of Birth	Mother Name	Father Name
<input type="checkbox"/> Edit	Unit-III, Bhubaneswar	Santosh Kumar Sahoo	IX	Male	04 Jan 2007	Malati Sahoo	Raghunath Sahoo
<input type="checkbox"/> Edit	Unit-III, Bhubaneswar	Rebati Biswal	VII	Female	10 Jan 2008	Hema Biswal	Naresh Biswal

10. After the registration is completed for desired students, Go for Payment Entry:- click **Student Scholarship** → **Payment Entry** as shown below:-

The screenshot shows the software's main menu with 'Examinations' selected. A dropdown menu is open, showing 'Student Scholarship' as the selected item. Below it, a sub-menu is visible with 'Payment Entry' highlighted. Other options in the sub-menu include 'Student Registration', 'Define Examination Centers', 'Allot Exam Center', 'Allot Roll No', 'Mark Entry', and 'Payment Entry' (repeated). The main form area shows filters for Academic Year (2020-21), Sambhag (Purva), Bibhag (Puri), Sankula (Unit-3), and SSVN (Unit-III, Bhubaneswar). A table lists registered students:

Action	SSVM	Student Name	Class	Gender	Date Of Birth	Mother Name	Father Name
<input type="checkbox"/> Edit	Unit-III, Bhubaneswar	Santosh Kumar Sahoo	IX	Male	04 Jan 2007	Malati Sahoo	Raghunath Sahoo
<input type="checkbox"/> Edit	Unit-III, Bhubaneswar	Rebati Biswal	VII	Female	10 Jan 2008	Hema Biswal	Nareish Biswal

On Click of Payment Entry, You will get following screen. Here you can view the previous payment details by clicking on **Search** button:-

The 'SELECTION CRITERIA' form contains the following fields: Session Year (dropdown), Sambhag (Purva), Bibhag (Puri), Sankula (Unit-3), SSVN (Unit-III, Bhubaneswar), and Code (1001). There are 'Search' and 'Add New' buttons. A yellow callout bubble with the text 'Click Here' points to the 'Search' button.

10. Now click on **Add New** button for making the payment to Pranta Office. You will be displayed with following screen. Click on **Show** button to view the list of registrants:-



The form displays the title 'Unit-III, Bhubaneswar(1001) : 2020-21'. It includes filters for Academic Year (2020-21), Sambhag (Purva), Bibhag (Puri), Sankula (Unit-3), SSVN (Unit-III, Bhubaneswar), and Class (--All--). There are 'Show', 'Export To Excel', and 'Print' buttons. Below the filters is a table of registrants:

S	Class	Student Name	DOB	Gender	Father's Name	Mother's Name	MEDHA	GANITA	Photo	Signature
	VII	Rebati Biswal	10/01/2008	Female	Nareish Biswal	Hema Biswal	Yes	Yes		
	IX	Santosh Kumar Sahoo	04/01/2007	Male	Raghunath Sahoo	Malati Sahoo	Yes	Yes		

At the bottom of the form, there are 'Submit Fee Details' and 'Print Fee Details' buttons. A yellow callout bubble with the text '1. Click Here' points to the 'Show' button, and another yellow callout bubble with the text '2. Click Here' points to the 'Submit Fee Details' button.

On previous screen click on **Submit Fee Details**. Now you will get the screen as shown below:-

FEE DETAILS						
Exam Type	Class III	Class V	Class VII	Class IX	Total	Grand Total
Medha	0	0	1	1	2	4
Ganita Prativa	0	0	1	1	2	

PAYMENT DETAILS	
Payment Type	NEFT(UTR) ▼
Date	15-Jan-2021  
Bank Name	SBI
Branch Name	Bhubaneswar
Draft/UTR No.	32564879
Amount	400
Mobile	9778177775
<div> <div>1. Click Here</div> <div>Save Cancel</div> <div>Pay Online</div> <div>2. Click Here</div> </div>	

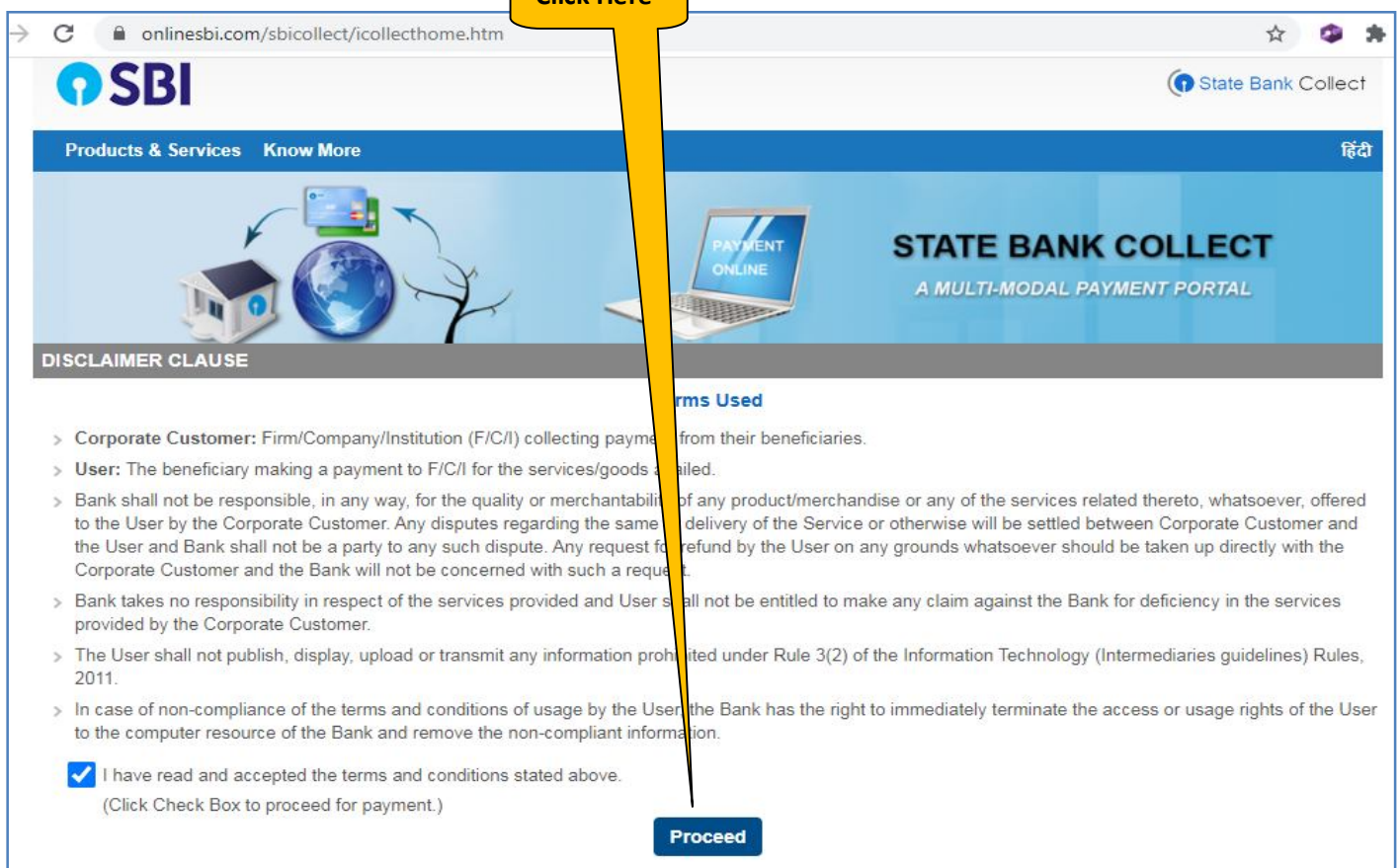
If you have already paid the required amount through direct bank diposit, NEFT or any other method. Please fill the payment details on the required field and click on **Save** button. If not paid click on **Pay Online** button to make the payment online through SBI Collect.

11. If you have already paid the required amount through direct bank diposit, NEFT or any other method. Please fill the payment details on the required field and click on **Save** button. Then goto **Step-21** to get the online receipt.

OR

If not paid click on **Pay Online** button to make the payment online through SBI Collect. (**Follow the Steps 12 to 22**)

12. Now the SBI Collect following screen will appear, Select **I have read and accepted.....** and click on **Proceed** button.



onlinesbi.com/sbicollect/icollecthome.htm

SBI State Bank Collect

Products & Services Know More हिंदी

STATE BANK COLLECT
A MULTI-MODAL PAYMENT PORTAL

DISCLAIMER CLAUSE

Terms Used

- > **Corporate Customer:** Firm/Company/Institution (F/C/I) collecting payment from their beneficiaries.
- > **User:** The beneficiary making a payment to F/C/I for the services/goods supplied.
- > Bank shall not be responsible, in any way, for the quality or merchantability of any product/merchandise or any of the services related thereto, whatsoever, offered to the User by the Corporate Customer. Any disputes regarding the same delivery of the Service or otherwise will be settled between Corporate Customer and the User and Bank shall not be a party to any such dispute. Any request for refund by the User on any grounds whatsoever should be taken up directly with the Corporate Customer and the Bank will not be concerned with such a request.
- > Bank takes no responsibility in respect of the services provided and User shall not be entitled to make any claim against the Bank for deficiency in the services provided by the Corporate Customer.
- > The User shall not publish, display, upload or transmit any information prohibited under Rule 3(2) of the Information Technology (Intermediaries guidelines) Rules, 2011.
- > In case of non-compliance of the terms and conditions of usage by the User, the Bank has the right to immediately terminate the access or usage rights of the User to the computer resource of the Bank and remove the non-compliant information.

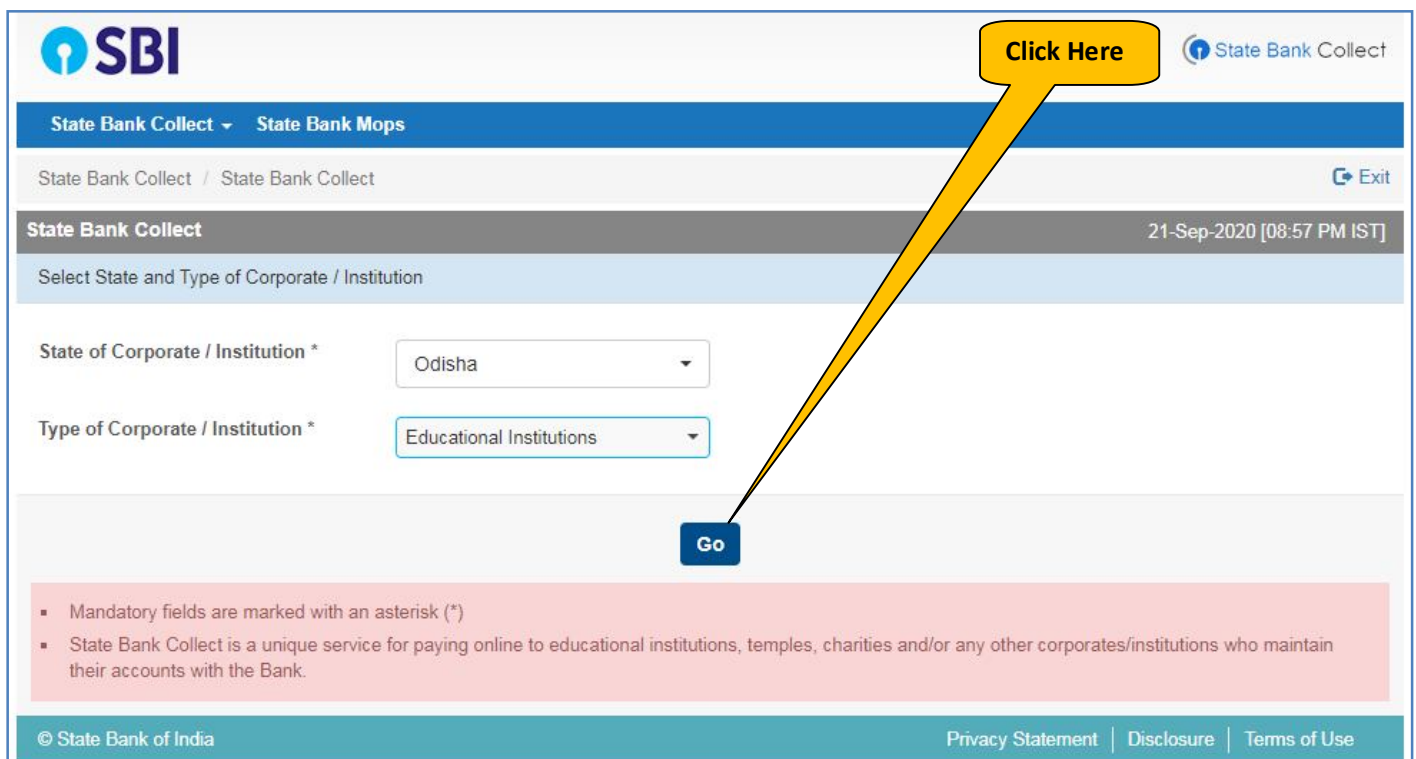
☒ I have read and accepted the terms and conditions stated above.
(Click Check Box to proceed for payment.)

Proceed

13. Now in the next screen,

Select State of Corporation / Institution as → **Odisha**

Select Type of Corporate / Institutions as → **Educational Institutions** then click on **Go** button



SBI State Bank Collect

State Bank Collect ▾ State Bank Mops

State Bank Collect / State Bank Collect Exit

State Bank Collect 21-Sep-2020 [08:57 PM IST]

Select State and Type of Corporate / Institution

State of Corporate / Institution * Odisha ▾

Type of Corporate / Institution * Educational Institutions ▾

Go

▪ Mandatory fields are marked with an asterisk (*)

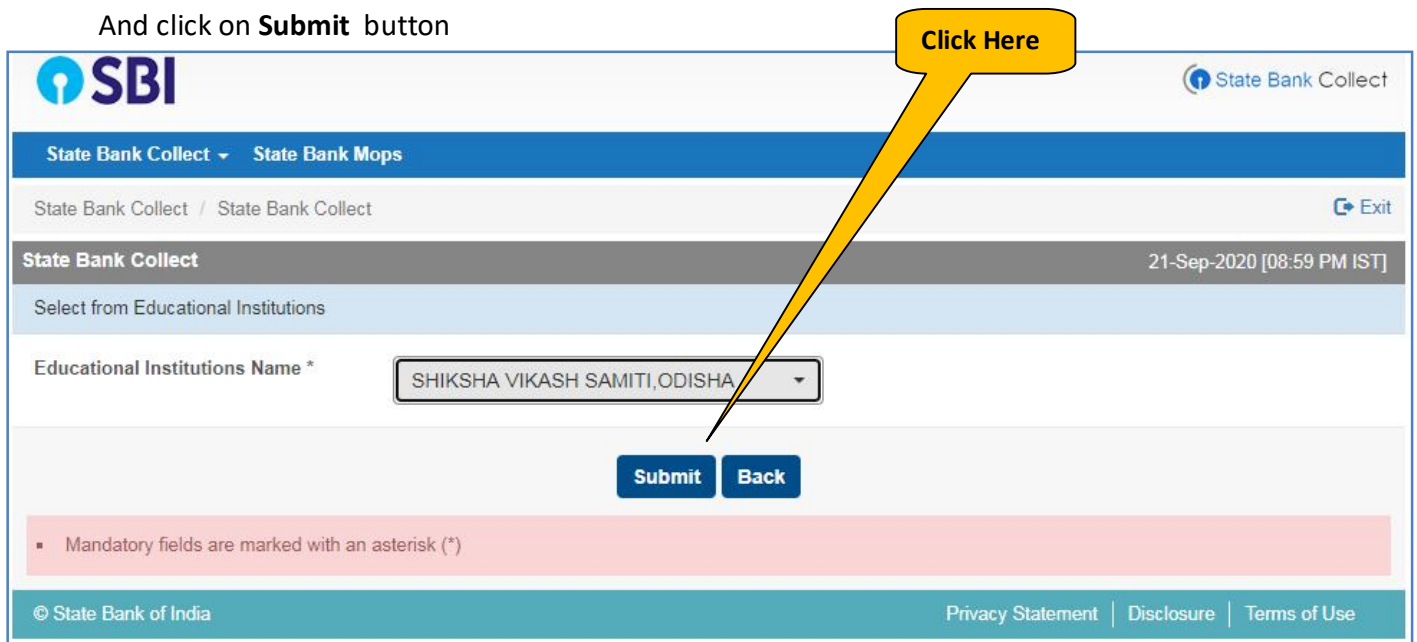
▪ State Bank Collect is a unique service for paying online to educational institutions, temples, charities and/or any other corporates/institutions who maintain their accounts with the Bank.

© State Bank of India Privacy Statement | Disclosure | Terms of Use

14. In the next screen,

Select Educational Institutions Name as → **SHIKSHA VIKASH SAMITI ODISHA**

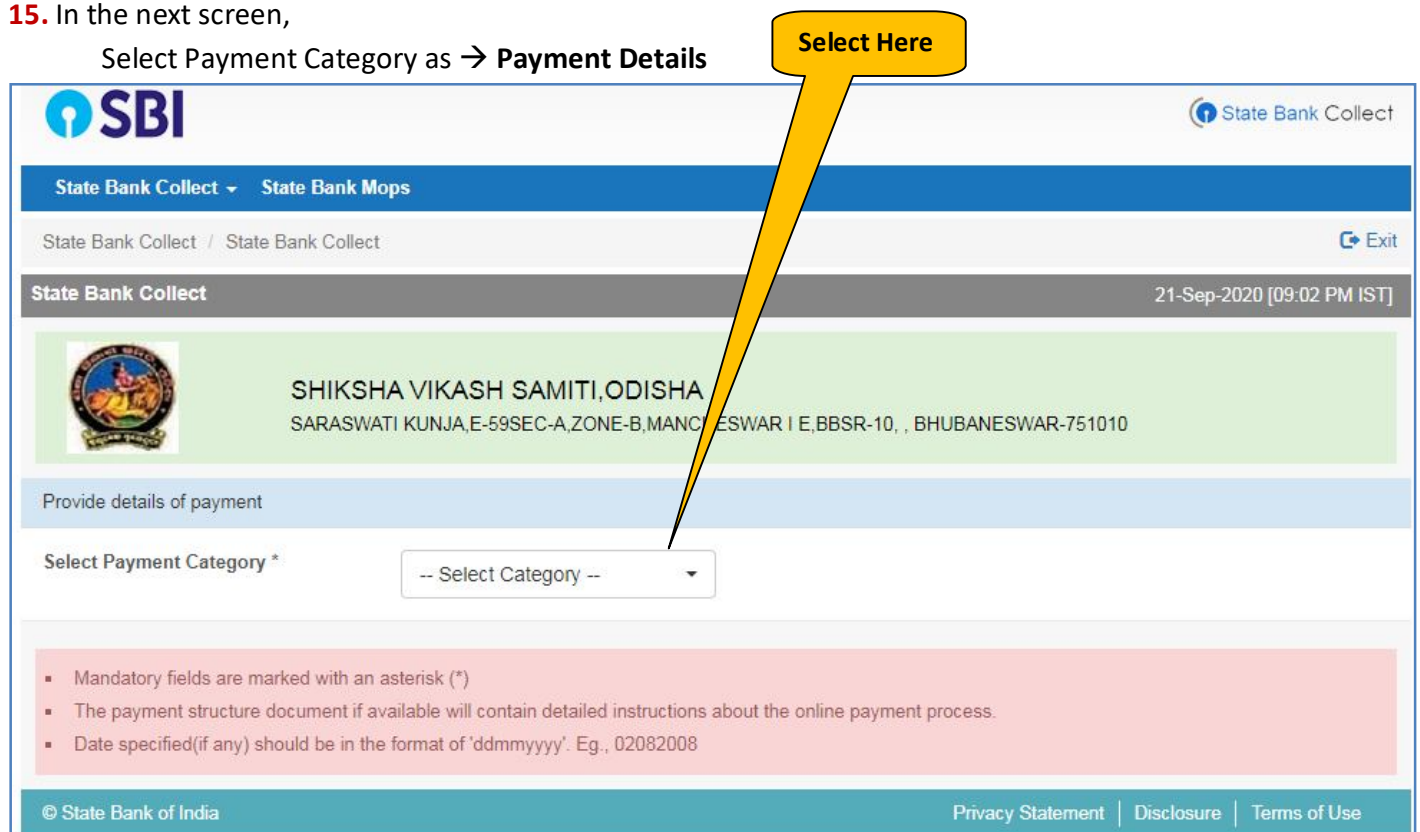
And click on **Submit** button



The screenshot shows the 'State Bank Collect' interface. At the top, there's a header with the SBI logo and 'State Bank Collect' text. Below it, a navigation bar shows 'State Bank Collect' and 'State Bank Mops'. The main content area has a breadcrumb 'State Bank Collect / State Bank Collect' and an 'Exit' button. A section titled 'State Bank Collect' shows the date '21-Sep-2020 [08:59 PM IST]'. Below this, there's a section 'Select from Educational Institutions'. The 'Educational Institutions Name *' field is populated with 'SHIKSHA VIKASH SAMITI,ODISHA'. At the bottom, there are 'Submit' and 'Back' buttons. A red banner at the bottom states 'Mandatory fields are marked with an asterisk (*)'. The footer includes '© State Bank of India', 'Privacy Statement', 'Disclosure', and 'Terms of Use'.


15. In the next screen,

Select Payment Category as → **Payment Details**



The screenshot shows the 'State Bank Collect' interface for 'Payment Details'. The header and navigation bar are the same as in the previous screen. The main content area shows the date '21-Sep-2020 [09:02 PM IST]'. Below this, there's a section for 'SHIKSHA VIKASH SAMITI,ODISHA' with its address: 'SARASWATI KUNJA,E-59SEC-A,ZONE-B,MANCHESWAR I E,BBSR-10, , BHUBANESWAR-751010'. A section titled 'Provide details of payment' contains a 'Select Payment Category *' dropdown menu, which is currently set to '-- Select Category --'. A red banner at the bottom provides instructions: 'Mandatory fields are marked with an asterisk (*)', 'The payment structure document if available will contain detailed instructions about the online payment process.', and 'Date specified(if any) should be in the format of 'ddmmYYYY'. Eg., 02082008'. The footer includes '© State Bank of India', 'Privacy Statement', 'Disclosure', and 'Terms of Use'.

16. On Selection of the Payment Category, you will get following screen. Fill all the details as shown below and click on **Submit** button



SHIKSHA VIKASH SAMITI, ODISHA
SARASWATI KUNJA, E-59 SEC-A, ZONE-B, MANCHESWAR I E, BBSR-10, , BHUBANESWAR-751010

Provide details of payment

Select Payment Category *

Payment Details

SSVM Code *

1001

Retype SSVM Code *

1001

Name of the SSVM *

SSVM Unit-3 Bhubaneswar

Purpose of Payment *

Examination

Mobile No.(10 digits) *

9778177775

Amount *

400

Miscellaneous paymentr

Remarks

For Medha & Gantita Pratibha Exam

- A copy of the e-Receipt generated after successful payment may be retained by the School for future reference.
- Please intimate the payment Reference No,"DU....." to SVS, Odisha, Bhubaneswar through e-Mail.

Please enter your Name, Date of Birth (For Personal Banking) / Incorporation (For Corporate Banking) & Mobile Number. This is required to reprint your e-receipt / remittance(PAP) form, if the need arises.

Name *

Date Of Birth / Incorporation *

Mobile Number *

Email Id

Enter the text as shown in the image *

CB61A

Click Here


Submit

Reset

Back

17. After that you will get following screen to verify the details you have entered in the previous screen, after verification of the details click on **Confirm** button.

State Bank Collect21-Sep-2020 [09:07 PM IST]



SHIKSHA VIKASH SAMITI, ODISHA
SARASWATI KUNJA, E-59 SEC-A, ZONE-B, MANC... SWAR I E, BBSR-10, , BHUBANESWAR-751010


Verify details and confirm this transaction

Category	Payment Details
SSVM Code	1001
Retype SSVM Code	1001
Name of the SSVM	SSVM Unit-3 BBSR
Purpose of Payment	Sahajoga Rashi
Mobile No.(10 digits)	9778177775
Amount	150000
Total Amount	INR 1,50,000.00
Remarks	Paid Sahajoga Rashi for 1250 students


▪ Please ensure that you are making the payment to the correct payee.

Confirm**Cancel**


18. Now you will get different options for online payment as shown below. Select your preferred payment option.


STATE BANK COLLECT MULTI OPTION PAYMENT SYSTEM

Net Banking





State Bank of India
Bank Charges: Rs 23.6
[CLICK HERE](#)




Other Banks Internet Banking
Bank Charges: --
NOT ENABLED

Card Payments


 This payment mode is not available between 23:30 hours IST and 00:30 hours IST




State Bank ATM-cum-Debit Card
Bank Charges: Rs 0.0
[CLICK HERE](#)



Other Bank Debit Cards
Bank Charges: --
NOT ENABLED





Credit Cards
Bank Charges: --
NOT ENABLED



Prepaid Card

19. After selecting the preferred payment option you will be diverted to the respective bank login screen as shown below. Provide your internet banking Username and Password and follow onscreen instruction till the payment is successful.

YONO



LOGIN

(CARE: username and password are case sensitive)

☒ Personal Banking
 ☐ SBIFast Plus(CMP)
 ☐ Corporate Banking / yono BUSINESS

User Name *

Password *

[New User? Register here](#) | [Forgot Login Password](#)
[Forgot Username](#)

[LOGIN](#)
[RESET](#)

ONLINE VIRTUAL KEYBOARD

~	!	@	#	\$	%	^	&	*	()	_	+
`	8	4	9	6	0	3	5	2	1	7	-	=
t	e	q	w	r	p	u	o	i	y	{	}	
d	a	g	s	f	j	h	k	l	[]	\	/
v	x	c	z	n	b	m	<	>	;	:	'	"
CAPS LOCK						CLEAR			.	?	,	

DISCLAIMER:
 The privacy of contract is between you and the service provider. Bank is only facilitating a payment mechanism and is not responsible for any deficiency by the service provider.

20. After the successful payment you will get onscreen UTR/Reference No. Now come back to the **Exam Fee Detail** page from where you had started the Online payment process. Fill the payment details as shown in the following screen and click on **Save** Button.

FEE DETAILS						
Exam Type	Class III	Class V	Class VII	Class IX	Total	Grand Total
Medha	0	0	1	1	2	4
Ganita Prativa	0	0	1	1	2	

PAYMENT DETAILS	
Payment Type	NEFT(UTR) ▼
Date	15-Jan-2021 <small>MM 26</small> ✕
Bank Name	SBI
Branch Name	Bhubaneswar
Draft/UTR No.	32564879
Amount	400
Mobile	9778177775
<div> <div>Click Here</div> <div>Save Cancel</div> <div>Pay Online</div> </div>	
<p>If you have already paid the required amount through direct bank diposit, NEFT or any other method. Please fill the payment details on the required field and click on Save button. If not paid click on Pay Online button to make the payment online through SBI Collect.</p>	

21. After that you will get onscreen confirmation and an SMS will be sent to your mobile with following text:-

BG-SVSSMS

Thank you for submitting the Exam Fee. After verification of the payment you will receive payment confirmation and you will be able to download the Money Receipt from our SVS-EMS portal.

22. Procedure to Download Money Receipt (Can be downloaded after verification from Pranta Office):-

Select the Menu :- **Examination** → **Student Scholarship** → **Payment Entry**

As shown below:-

Click Here



You will get following screen:-

- Select Session Year and Click on **Search** Button

Home Welcome Unit-III, Bhubaneswar[ssvm1001]

SELECTION CRITERIA

Session Year:

Sambhag : Bibhag : Sankula:

SSVM: Code:

School Name	Date	Bank Name	Payment Mode	UTR NO.	UTR Date	Amount	Mobile	Aproved	
Unit-III, Bhubaneswar	16-Jan-2021	SBI	NEFT(UTR)	32564879	15-Jan-2021	400.00	9778177775	Y	Print Receipt

Click Here

- Now you will get the list of all payment done for exam as shown above.
- To download the Money Receipt click on **Print Receipt**
- Now the Money receipt will be Printed / Downloaded as follows:-

Click Here

MONEY RECEIPT



SHIKSHA VIKASH SAMITI , ODISHA
E-59,SECTOR-A,ZONE-A,M.I.E,BBSR-10
E-Mail:vidyabharatiodisha@gmail.com



Received From: **SSVM** **Unit-III, Bhubaneswar (1001)** Year of- **2019-20**

Bank Name: **Bank of India**
Deposit Date: **25-Nov-2019**
Utr No: **BKIDN19329368712**

Branch Name: **Kharavelnagar,Unit-III**
Approve Date: **25-Nov-2019**
Approved Receipt No: **1715**

(Amount received towards medha & ganita prativa exam)

Total Amount Received : 9400.00

Depositor's Mobile No: 9861185875

THIS IS COMPUTER GENERATED RECEIPT AND DOES NOT REQUIRED ANY SIGNATUR

In case of facing any difficulties during the online payment process,

Please feel free to call our Help Desk:-

9778177775, 9337422373, 7855055681, 9556282399, 8144199277

Email: creative.santosh771@gmail.com, admin@creativetrends.in